

LENOO 聯宇電子股份有限公司

LENOO ELECTRONICS CO., LTD.

新北市土城區永豐路 187 號

NO. 187, Yung Feng Road, Tucheng Dist.,

New Taipei City , Taiwan (R.O.C.).

TEL:886-2-22619999 (REP.) FAX:886-2-22616699 (REP.)

APPROVAL SHEET

CUSTOMER: _____

CUSTOMER PART NO. _____

TYPE NO.: L053UMT

PACKAGE SIZE: 5.0mm Round Type LED Lamp

DICE MATERIAL: AlInGaP **PEAK WAVE LENGTH(nm)** 635

EMITTED COLOR: Ultra Orange Red **VIEWING ANGLE (deg):** 16

LENS COLOR: Red Transparent **IV(mcd):** 10000

**CUSTOMER
ENGINEERING DEPARTMENT**

**LENOO ELECTRONICS CO., LTD.
ENGINEERING DEPARTMENT**

(Authorized Signature)

APPROVED DATE _____

ISSUED DATE _____

LENOO ELECTRONICS CO., LTD.

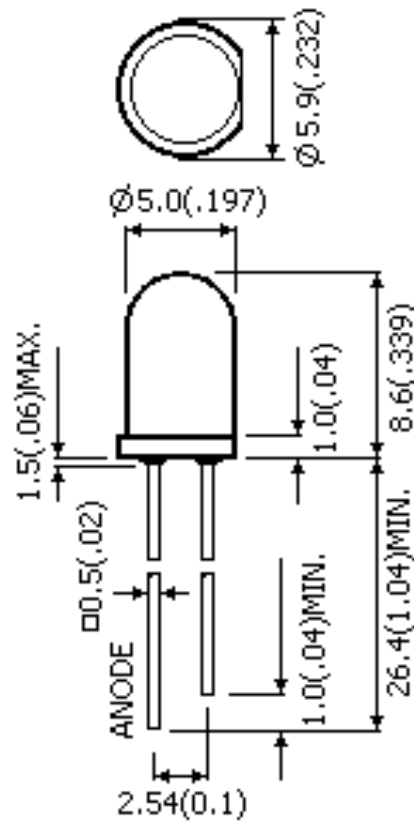
TYPE NO. : L053UMT

ELECTRICAL / OPTICAL CHARACTERISTICS AT Ta = 25°C

PARAMETER	SYMBOL	MIN	TYP	MAX	UNIT	TEST
Luminous Intensity	IV	7000	10000	16000	mcd	IF = 20mA
Viewing Angle	2 Θ 1/2		16		deg	
Peak Emission Wavelength	λ_p		635		nm	
Dominant Wavelength	λ_D		625		nm	
Spectral Line Half-Width	$\Delta\lambda$		17		nm	
Forward Voltage	VF	1.7	2.1	2.6	V	
Power Dissipation	Pd			85	mW	
Peak Forward Current (Duty1/10 @ 1KHZ)	IF (Peak)			100	mA	
Recommended Operating Current	IF (Rec)		20		mA	

● ABSOLUTE MAXIMUM RATINGS : (Ta = 25°C)

Reverse Voltage	: 5 Volt
Reverse Current	: 10 uA (VR=5V)
Operating Temperature Range	: -40°C TO 85°C
Storage Temperature Range	: -40°C TO 100°C
Lead Soldering Temperature Range 【 1.6 mm (1/16 inch) from body 】	: 260°C For 5 Seconds

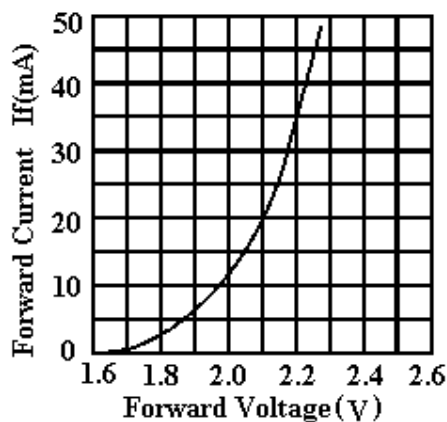
LENOO**LED LAMPS PACKAGE DIMENSIONS****DEVICE NO.:L053UMT****DRAWING NO.****ENGINEER**

ALL TOLERANCE SHALL BE
 ± 0.01 inch/0.25mm
UNLESS OTHERWISE NOTED

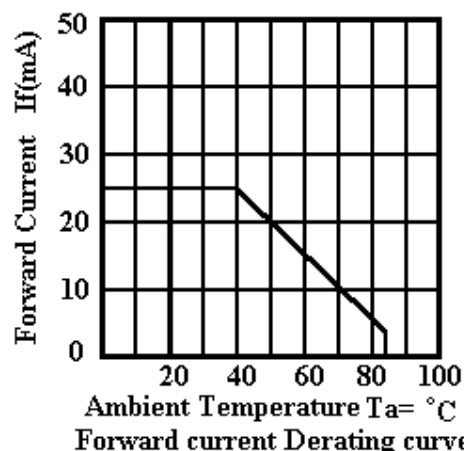
DRAWING DATE**APPROVER****聯宇電子股份有限公司****LENOO ELECTRONICS CO., LTD.**

Typical Electro-Optical Characteristics Curves

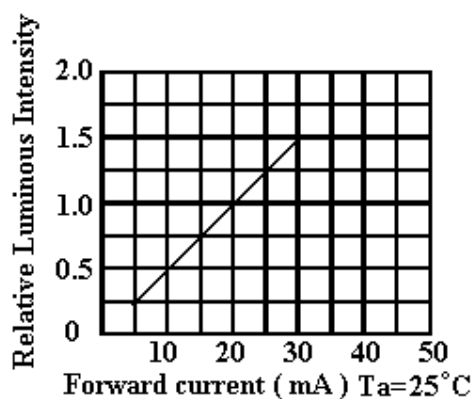
Super Orange (AlInGaP $\lambda_P=635\text{nm}$)



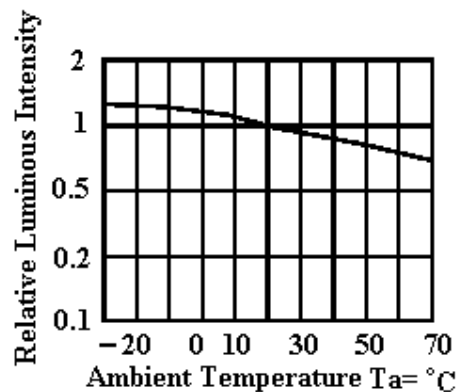
Forward current vs. Forward Voltage



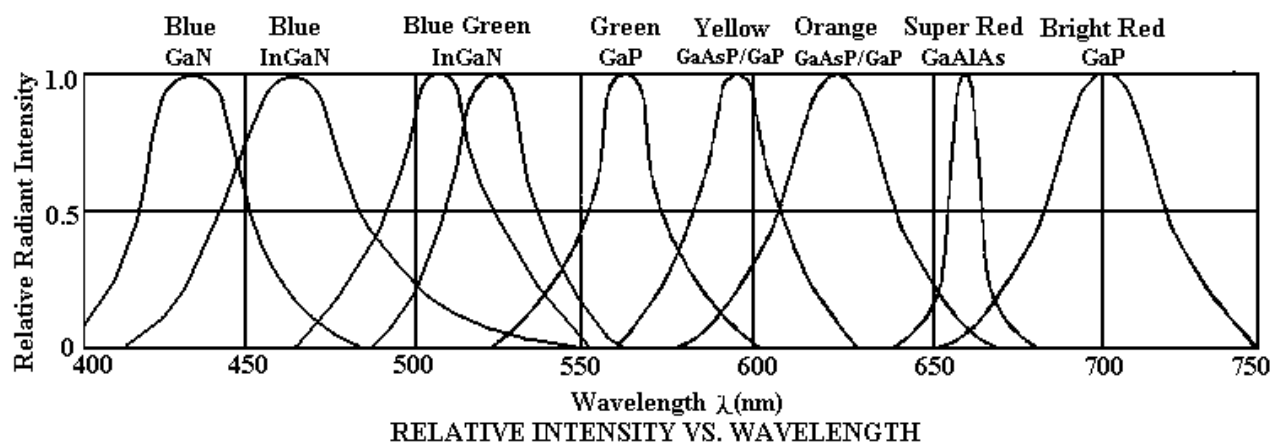
Forward current Derating curve



Luminous Intensity vs. Forward current



Luminous Intensity vs. Ambient Temperature



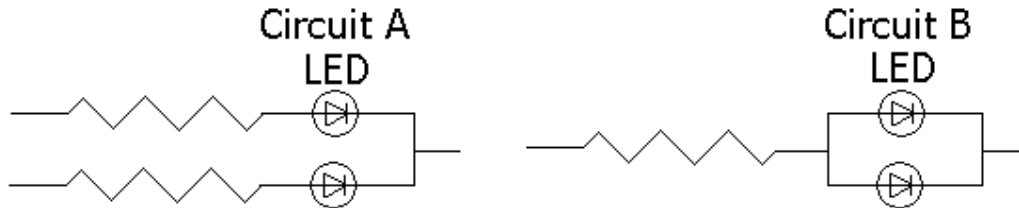
RELATIVE INTENSITY VS. WAVELENGTH

Reliability test For LED Lamps**Type No. :L053UMT**

NO.	Item	Test Conditions	Test Time/ Cycle	Sample Size	Ac/Re
1	DC Operating Life	Temperature:25℃ IF:20mA	1000HRS	20PCS	0/1
2	High Temperature High Humidity	Temperature:85℃ 85%RH	1000HRS	20PCS	0/1
3	High Temperature Storage	Temperature:100℃	1000HRS	20PCS	0/1
4	Low Temperature Storage	Temperature:—40℃	1000HRS	20PCS	0/1
5	Temperature Cycling	85℃~25℃~—35℃ 15min~5min~15min	15Cycles	20PCS	0/1
6	Thermal Shock	85℃~25℃~—10℃ 5min~10sec~5min	15Cycles	20PCS	0/1
7	Solder Heat	Temperature:260℃±5℃	10SEC.	20PCS	0/1

Precautions For Use LED**1. Drive Method**

LED is current-operated device. In order to ensure intensity uniformity on multiple LEDs connected in parallel in a application, it is recommended that a current limiting resistor be incorporated in the drive circuit.



(a) Circuit A it is recommended circuit.

(b) Circuit B the brightness of each LED might appear different due to the differences in the I-V characteristics of those LEDs.

2. Over-current-proof

Customer must apply resistors for protection , otherwise slight voltage shift will cause big current change(Burn out will happen).

3. Storage

The Storage Temperature and RH are: 5°C ~ 30°C , RH 60% or less.

Once the package is opened, the products should be used with in a week. Otherwise, they should be kept in moisture proof package with moisture absorbent material (silica gel). we suggest our customers to use our products within a year.

If the moisture absorbent material (silica gel) has faded away or the LEDs exceeded the storage time , baking treatment should be performed using the following conditions.

Baking treatment: more than 24 hours at 60°C \pm 5°C.

4. Electrostatic Discharge (ESD)

Static electricity or surge voltage will damage the LEDs

Suggestions to prevent ESD damage:

Use of a conductive wrist band or ante-electrostatic glove when handing these LEDs

All devices, equipment, and machinery must be properly grounded.

Work tables storage racks, etc. should be properly grounded

In the events of manual working in process, make sure the devices are well protected from ESD at any time.

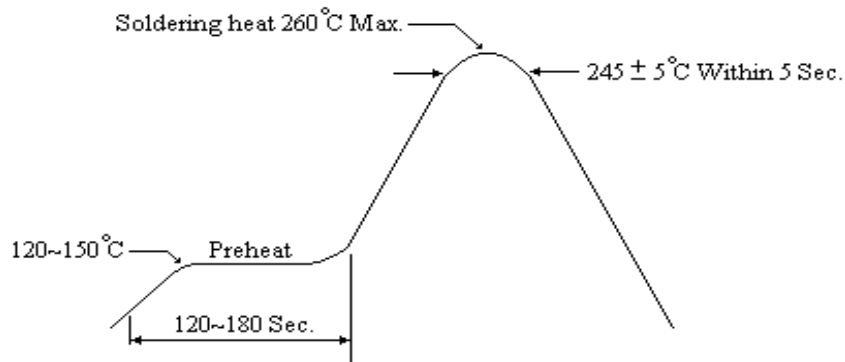
5. Others

- (a) If want to have the uniform luminance and color, please use the same binning number, and avoid using intermix to cause the differences of luminance and color.
- (b) The appearance and specifications of the product may be modified for improvement without prior notice.

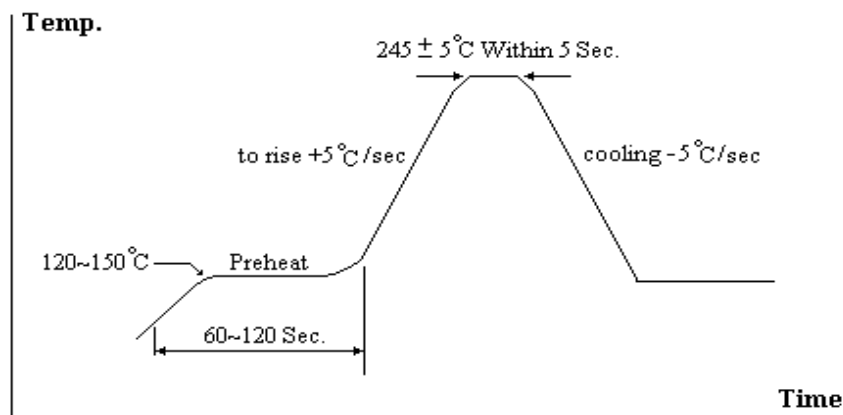
6. Soldering

Recommended soldering condition as shown below:

Soldering heat (DIP)



Reflow Temp./Time



Soldering Iron

Temperature at tip of iron : 300°C Max. (25 W Max.)

Soldering Time : 3 sec. ± 1 sec.(one time only)

If temperature is higher, time should be shorter